

Biotinylated Human GITR Ligand/TNFSF18 Trimer Protein (Primary Amine Labeling)



Cat. No. FSF-HM418B

Description

Source	Recombinant Biotinylated Human GITR Ligand/TNFSF18 Trimer Protein (Primary Amine Labeling) is expressed from HEK293 with His tag and flag tag at the N-Terminus. It contains Gln50-Ser177.
Accession	Q9UNG2
Molecular Weight	The protein has a predicted MW of 47.5 kDa. Due to glycosylation, the protein migrates to 50-70 kDa based on Tris-Bis PAGE result.
Endotoxin	Less than 1EU per µg by the LAL method.
Purity	> 95% as determined by Tris-Bis PAGE > 95% as determined by HPLC

Formulation and Storage

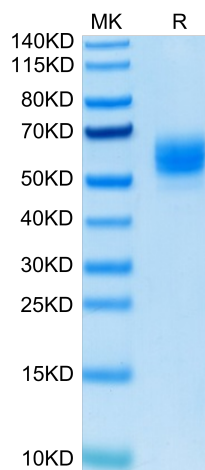
Formulation	Lyophilized from 0.22µm filtered solution in PBS (pH 7.4). Normally 8% trehalose is added as protectant before lyophilization.
Reconstitution	Centrifuge the tube before opening. Reconstituting to a concentration more than 100 µg/ml is recommended. Dissolve the lyophilized protein in distilled water.
Storage	-20 to -80°C for 12 months as supplied from date of receipt. -20 to -80°C for 3-6 months in unopened state after reconstitution. 2-8°C for 2-7 days after reconstitution. Recommend to aliquot the protein into smaller quantities for optimal storage. Please minimize freeze-thaw cycles.

Background

Glucocorticoid-induced TNFR-related protein (TNFRSF18, GITR, CD357), expressed by T cells, and its ligand (TNFSF18, GITRL), expressed by myeloid populations, provide co-stimulatory signals that boost T cell activity. Due to the important role that GITR plays in regulating immune functions, agonistic stimulation of GITR is a promising therapeutic concept.

Assay Data

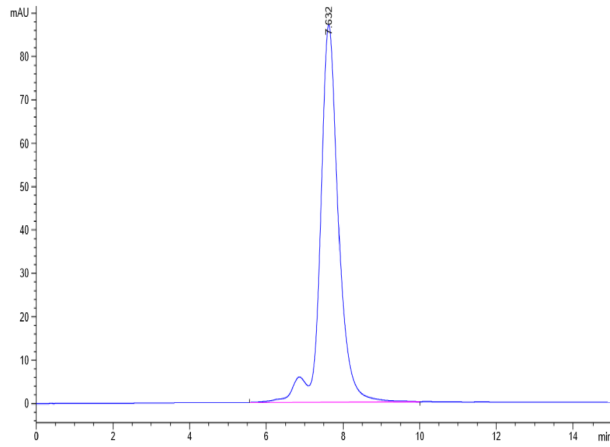
Tris-Bis PAGE



Biotinylated Human GITR Ligand Trimer on Tris-Bis PAGE under reduced condition. The purity is greater than 95%.

SEC-HPLC

Assay Data



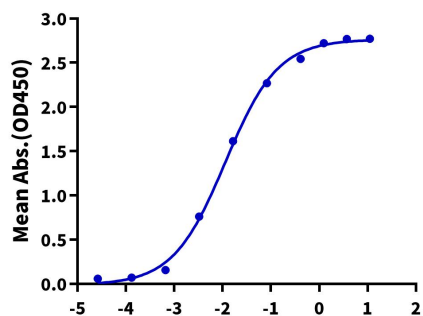
The purity of Biotinylated Human GITR Ligand Trimer is greater than 95% as determined by SEC-HPLC.

Assay Data

ELISA Data

Biotinylated Human GITR Ligand Trimer, His Tag ELISA

0.2µg Human GITR, hFc Tag Per Well



Immobilized Human GITR, hFc Tag at 2µg/ml (100µl/well) on the plate. Dose response curve for Biotinylated Human GITR Ligand Trimer, His Tag with the EC50 of 11.4ng/ml determined by ELISA.

Log Biotinylated Human GITR Ligand Trimer, His Tag Conc.(µg/ml)